

# Hedgehogs

**SPRING 1 NEWSLETTER 2025**



Happy New Year! We are looking forward to the new term and welcoming new faces into our Hedgehog classrooms. Our focus this term is Houses and Homes and we will look at different animal habitats as well as the types of houses we live in.



## Our team



Mrs Bradshaw, Mrs Shepherd, Mrs Patel. Miss Jenner, Mrs Maxwell-Miles.  
Miss Ferguson, Miss Ioannou

## Talk for writing



Children will embark on the early stages of the Talk For Writing process by listening to and learning the classic story "The Three Little Pigs" and creating actions. We will incorporate this story into our daily provision through art activities, role play and games. We will also be introducing initial sounds through our Little Wandle phonics programme as well as our daily Rhyme Time.

## Mathematics



This term our focus is on introducing the numbers 3, 4 and 5 through counting, number recognition and subitising.

There will be weekly updates on Seesaw as to how you can help at home to support their learning and develop their number knowledge

# Dates for the Diary



6/1/2025 - Whole School Inset Day

7/1/2025 - Start of Spring Term

17/2/2025 - 21/2/2025 - Half Term

24/2/2025 - Whole School Inset Day

tbc - Stay and Play sessions



Our value this half term is:  
**Perseverance**

## Important Info

Tuesday/ Friday - Nursery 2 PE  
wear comfortable clothing/tie back long hair/remove earrings













Monday / Thursday - Forest School  
ensure wellies are at nursery

Wednesday - Library Books change  
please return library books on this day

**Please make sure that all clothes/coats/water bottles/wellington boots are clearly labelled.**



## How to say our phonic sounds

		Put your lips together and make the <b>mmmm</b> sound <b>mmmm</b>
		Put your tongue to the top and front of your mouth and make a quick <b>d</b> sound <b>d</b>
		Give me a big smile that shows your teeth; press the middle of your tongue to the top and back of your mouth; push your tongue down and forward to make the <b>g</b> sound <b>g</b>
		Make your mouth into a round shape and say <b>o</b>
		Open your mouth into a little smile; make your tongue flat and move it up towards the top of your mouth to say <b>c</b>
		Open your mouth into a little smile; make your tongue flat and move it up towards the top of your mouth to say <b>k</b>



## How to help at home... Starting potty training



When it comes to toilet training, every child is different so please don't compare your child with others! Generally, 9 out of 10 children are more or less dry (there are always accidents!) during the day by the age of 3 with this becoming more reliable by the age of 4.

- Sitting on the potty can be introduced from 18 months as part of a daily routine
- Start potty training when there are no big disruptions or changes to routines
- It can be easier in the summer with less clothes to remove
- Talk about your child's nappy changes as you do them
- Let them help you flush the toilet and turn on taps to wash hands
- Leave a potty in a place they can see it and encourage them to sit on it after meals or at a regular time of day
- Have toys and books nearby while your child is sat on the potty
- If they get upset, take them off and try again in a few weeks
- Do not get upset or angry about any accidents
- Use lots of praise and rewards such as sticker charts (not sweets!)

